



Naval Facilities Engineering Command

SOUTHWEST

Workload Projections

CAPT Keith Hamilton, CEC, USN
Commanding Officer, NAVFAC Southwest

30 June 2011

The NAVFAC Mission/Vision



From the 2010-2017 NAVFAC Strategic Plan:

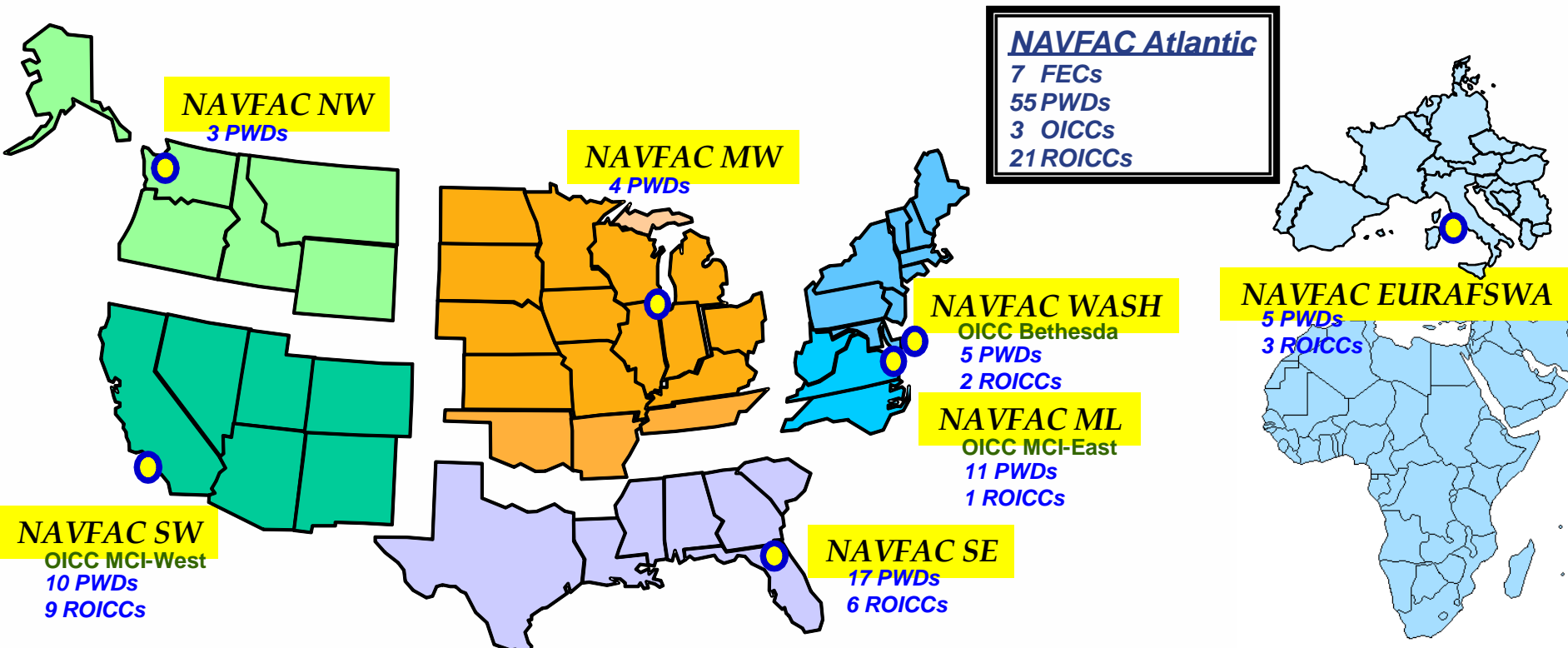
Our Mission

NAVFAC is the Systems Command that delivers and maintains quality, sustainable facilities, acquires and manages capabilities for the Navy's expeditionary combat forces, provides contingency engineering response, and enables energy security and environmental stewardship.

Our Vision

We strengthen Navy and Marine Corps readiness through our work across the facility lifecycle and our support of the shore expeditionary mission.

NAVFAC Organization



CAPT Hamilton
Commanding Officer
NAVFAC Southwest



CAPT Rios
Commanding Officer
NAVFAC Northwest



CAPT Bernotas
Commanding Officer
NAVFAC Midwest



CAPT Heinzel
Commanding Officer
NAVFAC Southeast



CAPT Libonate
Commanding Officer
NAVFAC Midlant



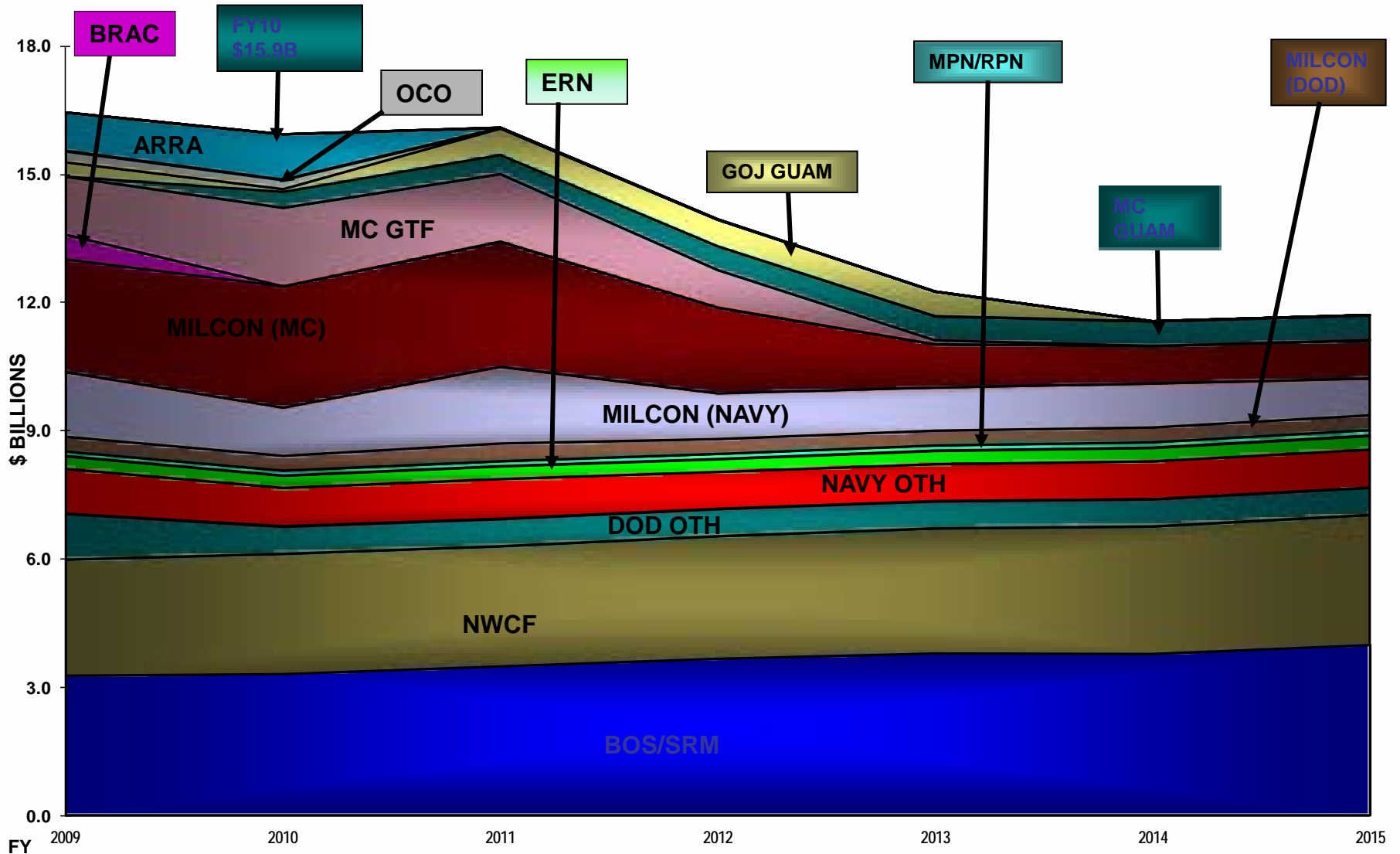
CAPT Hemstreet
Commanding Officer
NAVFAC Washington



CAPT Borowy
Commanding Officer
NAVFAC EURAFSWA

FY 11 ~\$11B Volume of Business! – Approximately 14,500 people

NAVFAC Workload



NAVFAC SW Business Volume



	FY10 - \$3.21B	FY11- \$3.43B
Workload - Operations		
Capital Improvements		
• Work-In-Place (WIP)	\$ 2.1B	\$ 2.414B
• Design-In-Place (DIP)	\$ 1.9B	\$ 2.013B
Public Works	\$ 664.6M	\$ 670.2M
• Facilities-In-Place (FIP)	\$ 183.5M	\$ 161.0M
• Facilities Sustainment	\$ 177.3M	\$ 177.3M
• Utilities	\$ 248.0M	\$ 266.3M
• BSVE	\$ 55.8M	\$ 65.6M
Environmental	\$ 387.0M	\$ 286.0M
• Environmental Services (In-House)	\$ 20.0M	\$ 20.0M
• Compliance (excludes salary \$'s)	\$ 131.0M	\$ 100.0M
• ERN	\$ 59.0M	\$ 60.0M
• BRAC	\$ 177.0M	\$106.0M
Asset Management – Real Estate-In-Place	\$ 12.0M	\$ 12.0M



Area of Responsibility

COASTAL IPT	
Staff	622
Business	\$525M

CENTRAL IPT	
Staff	186
Business	\$1.06B

DESERT IPT	
Staff	127
Business	\$400M

ROICC San Francisco

ROICC Travis

PWD Fallon (BOS)

PWD Lemoore

PWD Monterey

PWD Ventura County

ROICC Bridgeport

NOSC Salt Lake City

NOSC Denver

NOSC FT Carson

PWD China Lake (BOS)

NOSC Las Vegas

ROICC Barstow

ROICC Twentynine Palms

PWD Seal Beach

OICC MCI West

ROICC Camp Pendleton

MCAS Camp Pendleton

ROICC Miramar

NOSC Phoenix

NOSC Albuquerque

PWD Coronado

PWD San Diego

PWD Point Loma

NMC Balboa

MCRD

ROICC Yuma

NOSC Tuscon

PWD El Centro (BOS)

FEC Organization



- **Field Offices**

- Public Works Departments – 10 Installations + NMCSD
- Officer in Charge of Construction – MCIWEST + 7 ROICCs
- Resident Officer in Charge of Construction – San Francisco Bay, Travis Air Force Base, and MCRD

- **Integrated Product Team(s)**

- Name: Central, Marine Corps
- Name: Desert IPT, Navy Region SW plus Travis AFB
- Name: Coastal IPT, SD Metro

- **Business/Support Lines**

- Capital Improvement
- Public Works
- Environmental
- Asset Management
- Acquisition, Financial Management, CIO, Counsel

NAVFAC Execution Goals



- **Award 75% of projects using Design/Build**
- **Zero safety accidents / Proactive involvement and accountability**
- **0% unplanned cost and schedule growth**
- **Turnkey approach with FFE**
- **LEED Silver**
- **Implement Low Impact Development (LID)**
- **Meet DoD Small Business Goals**



Central IPT

\$794 M FY11 awards

Central IPT

-MCON – 13 FY11 Projects	\$632M
-MCON – 6 FY09/FY10 Projects Carried Over	\$142M
-Energy– 2 Projects	\$ 20M

IPT POC: Cdr Stephen B. Jackson, 619-532-4740

MILCON Program Highlights



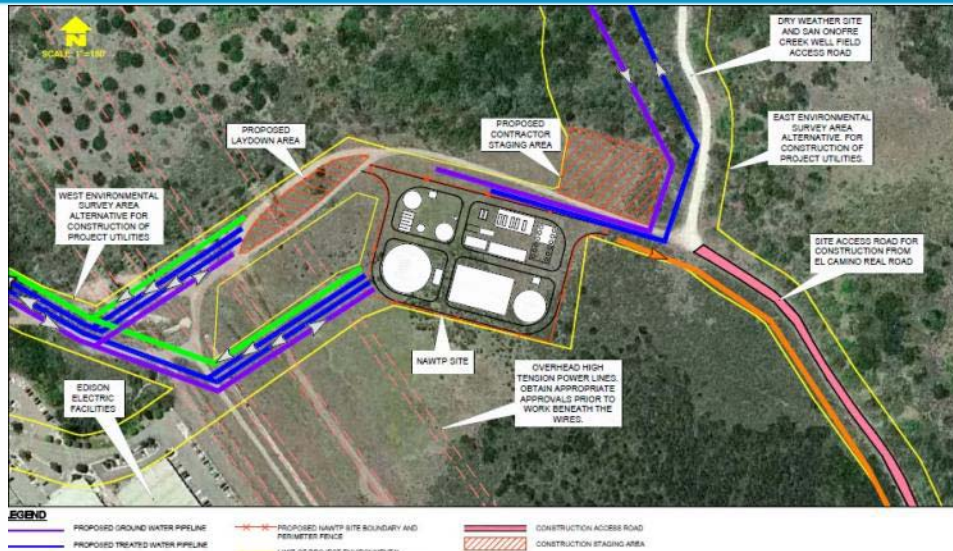
- **NAVFAC SW Central IPT - MILCON**
 - **Approximately \$794M awards in FY11**

 - **Design Level**
 - 81% DB (17 projects)
 - 19% DBB (4 projects)

 - **Acquisition**
 - 62% Stand Alone (13 projects)
 - 38% Admin/General/Industrial MACC (8 projects)

 - **Program Allocation**
 - MCIWest (projects) - \$794M

Central IPT Highlights FY11



P1044 Conveyance/ Water Treatment (MCB Pendleton)

P1044	Conveyance/Water Treatment (MCB Pendleton)	\$100.7M
P1048	Gas/Electrical Upgrades (MCB Pendleton)	\$ 51.0M
P128	Elec Infrastructure Upgrade 34.5KV to 115KV (MCAGCC 29 Palms)	\$ 46.2M

Central IPT Highlights FY11



North Mainside Area including P163 BEQ & Parking (MCAGCC 29 Palms)

P1113	Bachelor Enlisted Quarters, 24 Area (MCB Pen.)	\$42.9M
P1109	Bachelor Enlisted Quarters, Las Flores (MCB Pen.)	\$37.0M
P163	Bachelor Enlisted Quarters/ Parking Structure (MCAGCC 29 Palms)	\$53.2M

Central IPT Highlights FY11



MV-22 Package – 3 related Projects (MCAS Miramar)

P185	Hangar 4 Addition (MCAS Miramar)	\$33.6M
P152	Parking Apron/Taxiway Expansion(MCAS Miramar)	\$66.5M
P192	GTF Hangar Modification (MCAS Miramar)	\$90.5M

M2R2 Program Highlights



- **NAVFAC SW Central IPT – M2R2**

- **Approximately \$42M awards in FY11**

- **Design Level**

- 100% DB (26 projects)
 - 0% DBB

- **Acquisition**

- 0% Stand Alone
 - 58% Admin/General/Industrial MACC (15 projects)
 - 42% 8A MACC or 8A Sole Source (11 projects)

FY11 MILCON EXECUTION PLAN CENTRAL IPT



P No	Project Name	IPT	DL	Acq Strat	RFP Issued		Contract Award		Project \$K
					Plan	Actual	Plan	Actual	\$(000)
1043A	NORTH REGION TERTIARY TREATMENT PLANT INC 2 OF 2-MCB CAMP PENDLETON CA	Central	DB	Stand Alone Construction Contract	31-Dec-10	29-Oct-10		29-Oct-10	\$30,000
163	BACHELOR ENLISTED QUARTERS/PARKING STRUCTURE-MCAGCC TWENTYNINE PALMS CA	Central	DB	Stand Alone Construction Contract		02-Jul-10	31-May-11		\$53,158
400	MARINE CORPS ENERGY INITIATIVE- MARCORPRCUIITDEP SAN DIEGO CA	Central	DB	MAC - General		19-Nov-10	31-May-11		\$9,950
310	SMALL ARMS MAGAZINE, EDSON RANGE-MCB CAMP PENDLETON CA	Central	DB	MAC - Industrial		30-Mar-11	01-Jun-11		\$3,760
111	MALS-39 MAINTENANCE HANGAR EXPANSION- MCAS CAMP PENDLETON CA	Central	DB	MAC - General		31-Mar-11	30-Jun-11		\$48,230

FY11 MILCON EXECUTION PLAN CENTRAL IPT



P No	Project Name	IPT	DL	Acq Strat	RFP Issued		Contract Award		Project \$K
					Plan	Actual	Plan	Actual	\$(000)
1113	BACHELOR ENLISTED QUARTERS, 24 AREA-MCB CAMP PENDLETON CA	Central	DB	Stand Alone Construction Contract	15-Apr-11		30-Jun-11		\$42,864
1109	BACHELOR ENLISTED QUARTERS, LAS FLORES-MCB CAMP PENDLETON CA	Central	DB	Stand Alone Construction Contract	15-Apr-11		30-Jun-11		\$37,020
1014	TRUCK COMPANY OPERATIONS COMPLEX-MCB CAMP PENDLETON CA	Central	DB	Stand Alone Construction Contract	31-May-11		30-Jul-11		\$53,490
192	GTF-HANGAR MODIFICATION (HMT-302)-MCAS MIRAMAR	Central	DB	Stand Alone Construction Contract	25-May-11		18-Aug-11		\$90,490
152	PARKING APRON/TAXIWAY EXPANSION-MCAS MIRAMAR	Central	DB	Stand Alone Construction Contract	25-May-11		18-Aug-11		\$66,500
185	HANGAR 4 ADDITION -MCAS MIRAMAR	Central	DB	Stand Alone Construction Contract	25-May-11		18-Aug-11		\$33,620

FY11 MILCON EXECUTION PLAN CENTRAL IPT



P No	Project Name	IPT	DL	Acq Strat	RFP Issued		Contract Award		Project \$K
					Plan	Actual	Plan	Actual	\$(000)
092	TANK VEHICLE MAINTENANCE FACILITY -MCAGCC TWENTYNINE PALMS CA	Central	DBB	MAC - General	22-Jul-11		23-Sep-11		\$5,991
1044	CONVEYANCE/WATER TREATMENT-MCB CAMP PENDLETON CA	Central	DB	Stand Alone Construction Contract	16-May-11		23-Sep-11		\$100,700
109	CNAT/FRS AVIATION TRAINING AND BEQ-MCAS CAMP PENDLETON CA	Central	DB	Stand Alone Construction Contract		11-May-11	24-Sep-11		\$66,110

Desert IPT

\$334 M FY11 awards

Desert IPT

–MCON – 9 FY11 Projects	\$297M
–MCON – 2 FY10 Projects Carried Over	\$ 33M
–Energy Conservation Investment Program (ECIP) – 2 Projects	\$ 4M

IPT POC: CDR Bryan Heller, 619-532-3874

MILCON Program Highlights



- **NAVFAC SW Desert IPT - MILCON**
 - **Approximately \$334M awards in FY11**

 - **Design Level**
 - 8% DB (4 projects)
 - 92% DBB (9 projects)

 - **Acquisition**
 - Stand Alone - None
 - Admin/General/Industrial MACC (10 projects) – 77%
 - 8A MAC (3 projects) – 23%

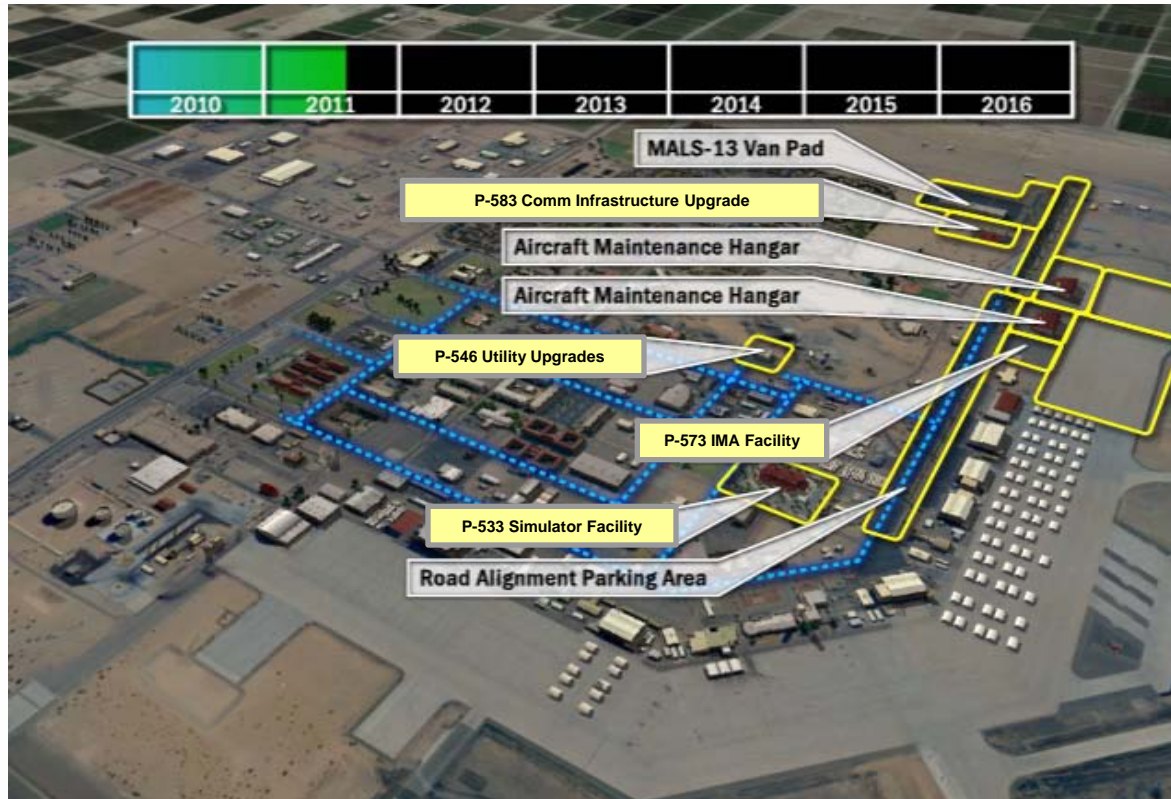
 - **Program Allocation**
 - MCI West (projects) - \$322M
 - Travis AFB Projects - \$8.0M
 - CNIC - \$4.0M

Desert IPT Highlights FY11



P-447A	Aircraft Maintenance Hangar, MCAS Yuma	\$40.6M
P-460	Aircraft Maintenance Hangar, Phase 2 MCAS Yuma	\$63.2M
P-578	Van Pad Relocation, MCAS Yuma	\$15.6M

Desert IPT Highlights FY11



P-546	Utility Upgrades , MCAS Yuma	\$44.3M
P-583	Communication Infra Upgrade, MCAS, Yuma	\$63.7M
P-573	IMA Facility, MCAS Yuma	\$21.5M
P-533	Simulator Facility, MCAS Yuma	\$33M

NAVFAC SW Desert IPT O&MN



- **NAVFAC SW Desert IPT – O&MN**

- Approximately \$ 12.7M awards in FY11

- **Design Level**

- 100% DB (3 projects)

- **Acquisition**

- Stand Alone - None
 - Admin/General/Industrial MACC (10 projects) – 100%

- **Program Allocation**

- CNIC - \$12.7M

FY11 MILCON EXECUTION PLAN

DESERT IPT



P No	Project Name	IPT	DL	Acq Strat	RFP Issued		Contract Award		Project \$K
					Plan	Actual	Plan	Actual	\$(000)
447A	AIRCRAFT MAINTENANCE HANGAR (JSF)-MCAS YUMA AZ	Desert	DBB	MAC - General	15-Oct-10	15-Oct-10	24-May-11		\$40,600
460	AIRCRAFT MAINTENANCE HANGAR, PHASE 2 (JSF)-MCAS YUMA AZ	Desert	DBB	MAC - General	15-Oct-10	15-Oct-10	24-May-11		\$63,280
533	SIMULATOR FACILITY (JSF)-MCAS YUMA AZ	Desert	DBB	MAC - General	07-Jan-11	07-Jan-11	25-May-11		\$36,060
583	COMMUNICATION INFRASTRUCTURE UPGRADE (JSF)-MCAS YUMA AZ	Desert	DBB	MAC - General	27-Oct-10	27-Oct-10	01-Jun-11		\$63,730
546	UTILITY UPGRADES (JSF)-MCAS YUMA AZ	Desert	DBB	MAC - General	27-Oct-10	27-Oct-10	01-Jun-11		\$44,320
573	INTERMEDIATE MAINT ACTIVITY FACILITY (JSF)-MCAS YUMA AZ	Desert	DBB	MAC - General	18-Mar-11	31-Mar-11	30-Jun-11		\$21,480
1200	MARINE CORPS ENERGY INITIATIVE-MCB CAMP PENDLETON CA	Desert	DB	MAC - General	20-Apr-11		30-Jun-11		\$9,950
3008	CONSTRUCT MILITARY WORKING DOG & SUPPORTING FACILITY-TRAVIS AFB CA	Desert	DB	NULL	16-May-11		15-Aug-11		\$1,858
578	VAN PAD RELOCATION (JSF)-MCAS YUMA AZ	Desert	DBB	MAC - 8A	04-Jul-11		29-Aug-11		\$15,590



Coastal IPT

\$270 M FY11 awards

Coastal IPT

-MCON – 3 FY11 Projects	\$251M
-DLA, Energy – 2 Projects	\$ 4M
-SOCOM – 1 FY10 Project	\$ 15M

IPT POC: CDR Mike Ser, 619-556-8597

MILCON Program Highlights



- **NAVFAC SW Coastal IPT - MILCON**

- Approximately \$255M awards in FY11

- **Design Level**

- 74% DB (4 projects)
 - 26% DBB (1 project)

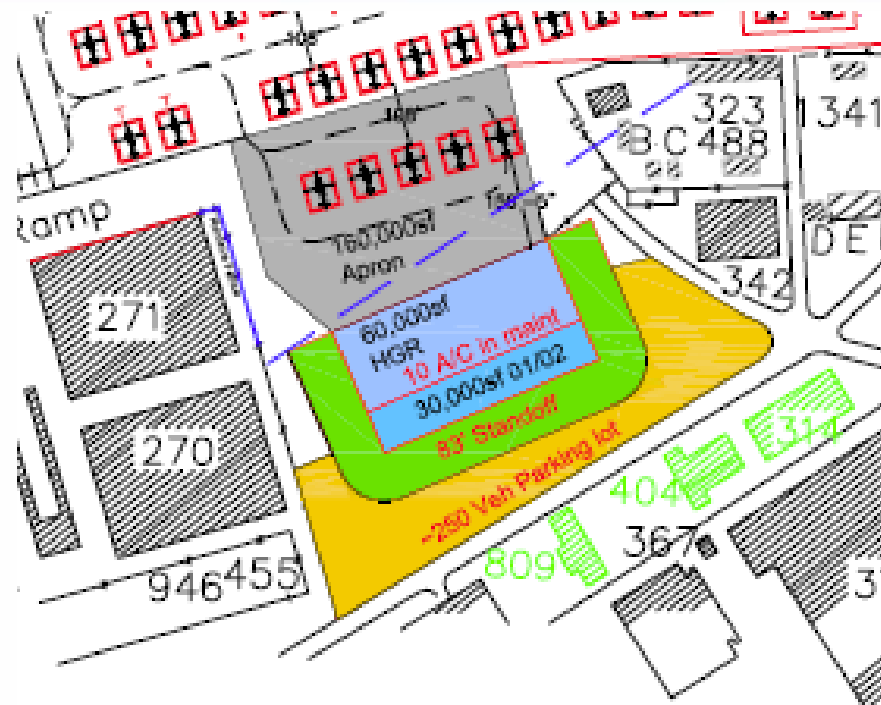
- **Acquisition**

- 98% Stand Alone (3 projects)
 - 1% Dry MACC (1 project)
 - 1% 8A Stand Alone (1 project)

- **Program Allocation**

- CNRSW (5 projects) – \$255M

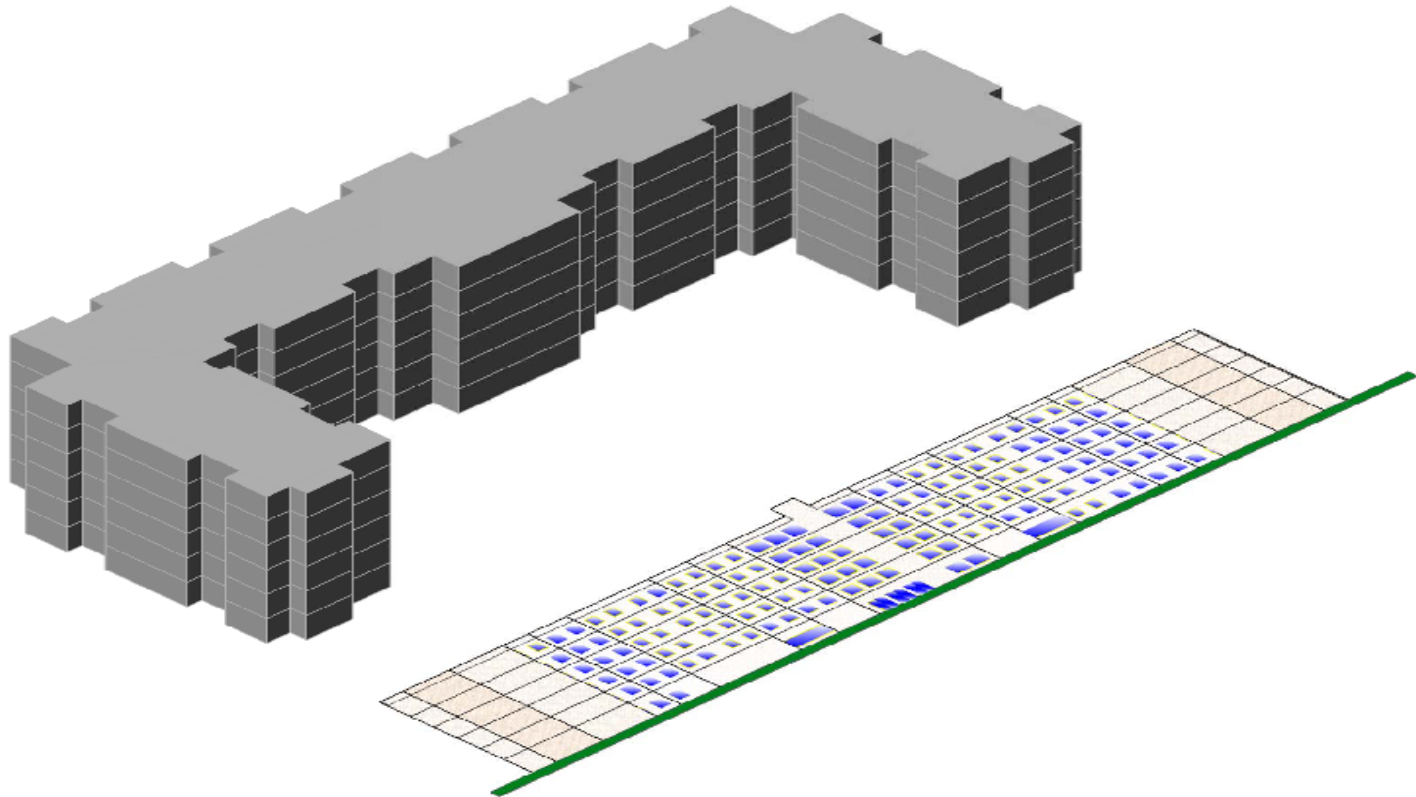
Coastal IPT Highlights FY11



P750 Rotary Hangar (NB Coronado)

P750	Rotary Hangar (NB Coronado)	\$ 67.2M
P104	Aircraft Direct Fueling Stations (NB Ventura County)	\$ 3.0M

Coastal IPT Highlights FY11



P405 Bachelor Quarters Homeport Ashore (NB San Diego) - \$75M

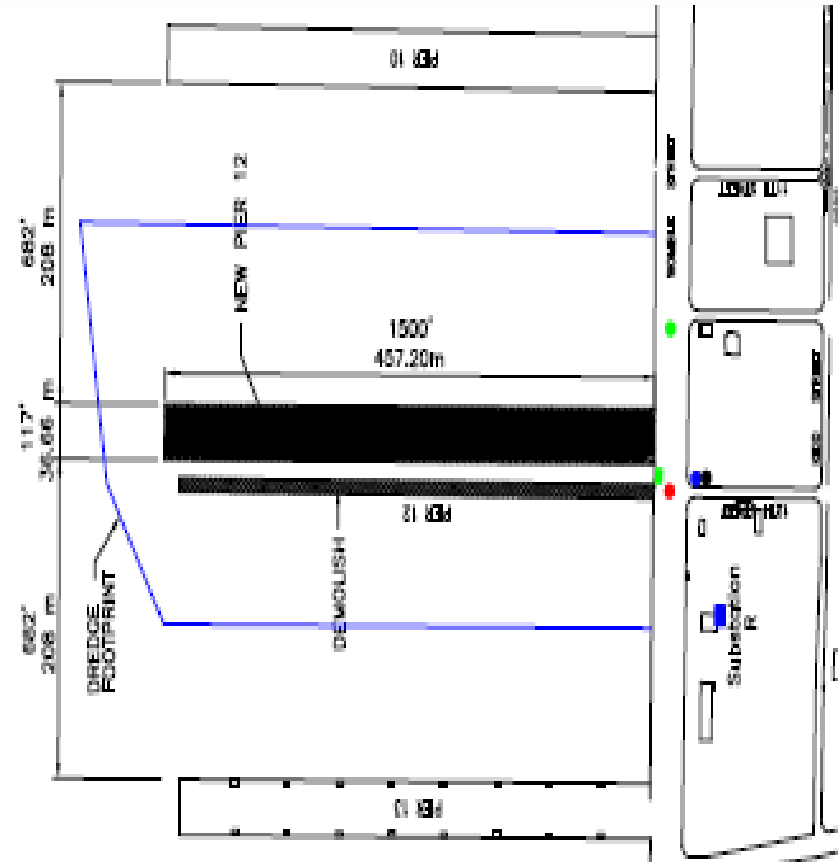
Coastal IPT Highlights FY11



Before



After



P327 Berthing Pier 12 Replacement & Dredging (NB San Diego) - \$108M

COASTAL IPT O&M,N Projects



- **NAVFAC SW Coastal IPT – Special Projects**

- Approximately \$92M awards in FY11

- Number of projects: 16

- **Design Level**

- 100% DB (16 projects)
 - 0% DBB (0 projects)

- **Acquisition**

- 0% Stand Alone (0 projects)
 - 71% MACCs (11 projects)
 - 29% 8A Stand Alone (5 projects)

FY11 MILCON EXECUTION PLAN COASTAL IPT



P No	Project Name	IPT	DL	Acq Strat	RFP Issued		Contract Award		Project \$K
					Plan	Actual	Plan	Actual	\$(000)
401B	REPLACE FUEL STORAGE FACILITIES INC 3 OF 3- NAVBASE POINT LOMA	Coastal	DBB	Stand Alone Construction Contract	15-Mar-11	15-Mar-11	31-Mar-11	31-Mar-11	\$20,000
104	AIRCRAFT DIRECT FUELING STATIONS-NAVBASE VENTURA CTY PT MUGU CA	Coastal	DB	Stand Alone Construction Contract	29-Apr-11	29-Apr-11	30-Jun-11		\$3,000
7289	INSTALL 139 KWAC SOLAR PV RENEWABLE ENERGY SYSTEM-NAVMEDCEN SAN DIEGO CA	Coastal	DB	MAC - 8A	15-Aug-11		30-Sep-11		\$1,250
405	BACHELOR QUARTERS HOMEPORT ASHORE- NAVBASE SAN DIEGO	Coastal	DB	Stand Alone Construction Contract	15-Jul-11		30-Sep-11		\$75,342
327	BERTHING PIER 12 REPL & DREDGING -NAVBASE SAN DIEGO	Coastal	DB	Stand Alone Construction Contract	11-Jul-11		30-Sep-11		\$108,414
750	ROTARY HANGAR-NAVBASE CORONADO	Coastal	DBB	Stand Alone Construction Contract	06-Sep-11		30-Sep-11		\$67,160

FY12 MILCON PROGRAM



EXECUTION AGENT/LOCATION	PROJECTS	TOTAL \$K
CENTRAL IPT	18	\$490,361
29 Palms	5	190,773
Barstow	2	29,922
Camp Pendleton	11	269,666
COASTAL IPT	5	\$172,612
Coronado	3	130,235
San Diego	1	27,000
Ventura	1	15,377
DESERT IPT	5	\$191,243
Travis	1	169,243
Yuma	4	22,000
TOTAL FY12 PROGRAM	28	\$854,216

FY12 MILCON PROGRAM CENTRAL IPT



P No.	Project Title	Project Location	Programmed Amount (\$K)	Design Level	Acquisition Method	Acquisition Tool	Issue IFB/RFP	Current Projected Award
116	MV-22 Aviation Pavement	Camp Pendleton	\$18,530	DB	MAC-DB	RFP – BVSS (One-Step)	11-Nov-11	02-Feb-12
925	DIP Tank Cleaning Facility	Barstow	\$8,590	DB	MAC-General	RFP – BVSS (One-Step)	15-Nov-11	15-Feb-12
212	Child Development Center	29 Palms	\$23,743	DB	MAC-Industrial	RFP – BVSS (One-Step)	05-Dec-11	26-Mar-12
1037	Individual Equipment Issue Warehouse	Camp Pendleton	\$16,411	DB	MAC-DB	RFP – BVSS (One-Step)	16-Jan-12	30-Mar-12
1026	Military Police Company Operations Center	Camp Pendleton	\$35,536				15-Jan-12	01-Apr-12
930	Combat Vehicle Repair Facility	Barstow	\$21,332				15-Jan-12	01-Apr-12
541	Multi-Purpose Building Addition	29 Palms	\$19,238	DB	MAC-DB	RFP – BVSS (One-Step)	03-Feb-12	01-May-12
1040	Intersection Bridge and Improvements	Camp Pendleton	\$12,476	DBB	MAC-General	RFP – BVSS (One-Step)	07-Mar-12	31-May-12
114	MV-22 Double Hangar Replacement	Camp Pendleton	\$48,345	DB	Stand Alone Construction	RFP – BVSS (Two-Step)	06-Mar-12	11-Jun-12
105	Tracked Vehicle Maintenance Cover	29 Palms	\$15,882	DB	MAC-General	RFP – BVSS (One-Step)	06-Mar-12	15-Jun-12
1046	North Area Waste Water Conveyance	Camp Pendleton	\$78,271	DB	Stand Alone Construction	RFP – BVSS (Two-Step)	16-Feb-12	26-Jun-12

FY12 MILCON PROGRAM CENTRAL IPT



P No.	Project Title	Project Location	Programmed Amount (\$K)	Design Level	Acquisition Method	Acquisition Tool	Issue IFB/RFP	Current Projected Award
532	Armory, 1 st Marine Division	Camp Pendleton	\$12,606	DB	MAC-General	RFP – BVSS (One-Step)	16-Mar-12	28-Jun-12
177	Multi-Use Operational Fitness Area	29 Palms	\$18,819	DB	MAC-General	RFP – BVSS (One-Step)	30-Mar-12	29-Jun-12
1045	New Potable Water Conveyance	29 Palms	\$113,091	DB	Stand Alone Construction	RFP – BVSS (Two-Step)	30-Apr-12	29-Aug-12
117	MV-22 Aviation Fuel Storage	Camp Pendleton	\$6,163	DBB	MAC-General	RFP – BVSS (One-Step)	30-May-12	30-Aug-12
637	Infantry Squad Defense Range	Camp Pendleton	\$29,187	DBB	MAC-General	RFP-LP	02-Jul-12	27-Sep-12
1174	SOF Military Working Dog Facility	Camp Pendleton	\$3,500	DB	MAC-General	RFP – BVSS (One-Step)	29-Feb-12	28-Sep-12
1049	SOF Range 130 Support Projects	Camp Pendleton	\$8,641	DB	MAC-General	RFP – BVSS (One-Step)	30-Mar-12	28-Sep-12

FY12 MILCON PROGRAM COASTAL IPT



P No.	Project Title	Project Location	Programmed Amount (\$K)	Design Level	Acquisition Method	Acquisition Tool	Issue IFB/RFP	Current Projected Award
401c	Replace Fuel Storage Facilities INC 4 of 4	San Diego	\$27,000	DBB	Stand Alone Construction	RFP – BVSS (Two-Step)	15-May-12	29-Mar-12
704F	Replace Fuel Storage and Distribution System	Coronado	\$21,800	DBB	Stand Alone Construction	RFP – BVSS (One-Step)	08-Dec-11	31-May-12
880	Rotary Aircraft Depot Maintenance Facility	Coronado	\$61,672	DBB	Stand Alone Construction	RFP – BVSS (One-Step)	27-Feb-12	28-Jun-12
559	E-2D Aircrew Training Facility	Ventura	\$15,377	DBB	MAC-General	RFP – BVSS (One-Step)	09-Mar-12	29-Jun-12
705	Fitness Center	Coronado	\$46,763	DB	MAC-DB	RFP – BVSS (One-Step)	13-Jan-12	29-Jun-12

FY12 MILCON PROGRAM DESERT IPT



P No.	Project Title	Project Location	Programmed Amount (\$K)	Design Level	Acquisition Method	Acquisition Tool	Issue IFB/RFP	Current Projected Award
446	EOD Facility Consolidation	Yuma	\$6,458				20-Dec-10	29-Apr-11
3003	Dormitory (144 RM)	Travis	\$22,000	DB	MAC-General	RFP – BVSS (Two-Step)	06-Dec-11	14-Mar-12
545	Double Aircraft Maintenance Hangar (JSF)	Yuma	\$81,897	DB	Stand Alone Construction	RFP – BVSS (Two-Step)	13-Jun-11	21-Mar-12
575	Auxiliary Landing Field (JSF)	Yuma	\$41,373	DBB	Stand Alone Construction	RFP – BVSS (Two-Step)	23-Dec-11	30-Apr-12
535	Aircraft Maintenance Hangar (JSF)	Yuma	\$39,515	DBB	MAC-General	RFP – BVSS (One-Step)	14-May-12	15-Aug-12

Typical Acquisition Approach



- **Full and Open Competition**
- **Full and Open Set-Aside for Small Business**
- **Multiple Award Construction Contracts (As many as 6 contractors selected)**
 - Small Business set-aside within MACC
 - Full and Open within MACC
- **Indefinite Delivery Indefinite Quantity A&E Contracts**
 - Follow-on Task Orders are negotiated
- **Indefinite Delivery Indefinite Quantity Construction Contracts**
 - Paving, Fencing, Roofing, Painting, Utility Distribution
- **Facility Support Service Contracts**
 - Vehicle Rental, Maintenance, Custodial, Grounds, etc.

Design/Acquisition Planning



- **Strategic Program Guidelines**

- **Design Strategy**

- Determine in-house capacity for RFP/design development

- **Construction Acquisition Strategy – general guidelines**

- >\$30M Stand Alone Full and Open
 - <\$30M Consideration for MACC applicability
 - Small Business set-aside consideration given to all acquisitions, but generally applies to projects <\$15M

- **Planning becomes more tactical when the program is authorized**

- **Variation from Design-Build when upfront design required due to**

- Project complexity/Specific Design control Required
 - Client desires
 - Permitting requirements
 - Need for IH design experience

- **Variations in Acquisition Strategy include**

- Small Business goals and available capability
 - MACC capacity and scope applicability
 - Use Stand Alone where MACCs do not offer specialization (Piers/Airfields)
 - Project packaging due to proximity of projects
 - Timing of multiple solicitations

Public Works Energy Program



Navy Energy Saving Contracting Opportunities:

- **Energy Conservation Investment Program (ECIP)**
 - Part of MILCON program, projects btwn \$750K - \$4.5M
 - Must be renewable (solar, wind, etc)
- **Financed Energy Projects** (Projects must pay for themselves from savings)
 - **Energy Savings Performance Contracts (ESPC)**
 - Contracts with Energy Service Companies (ESCOs)
 - Guaranteed savings, usually include O&M throughout repayment term
 - **Utility Energy Services Contracts (UESC)**
 - Utility sponsored programs
 - Quicker to implement than ESPC, typically smaller in scope

Navy energy website: <https://energy.navy.mil>

FEC POC: Chris Parry, 619-532-1461



Environmental Contracts



Contract Type	Scope	Location of Work	Contract Capacity/ Duration	Type	Projected IFB/RFP	Projected Award Date
Remedial Action Contract (RAC) - Single Award IDIQ Cost Plus-Award Fee	Restoration - remedial actions, remediation systems operation, removal actions	NAVFAC SW AOR	\$100M/ 5 yrs	Unrestricted	June 2011	Dec 2011
Remedial Action Contract (RAC) - Single Award IDIQ Cost Plus - Award Fee	Restoration - remedial actions, remediation systems operation, removal actions	NAVFAC SW AOR	\$100M/ 5 yrs	Small Business	June 2011	Mar 2012
Environmental Multiple Award Contract (EMAC) Fixed Price	Restoration - remedial actions, remediation systems operation, removal actions	NAVFAC SW AOR	\$100M/ 3 yrs	Small Business	Nov 2011	Jun 2012
A-E Compliance - Single Award , IDIQ Fixed Price	Storm Water - incidental potable water, wastewater, groundwater, water quality	NAVFAC - WIDE	\$30M/ 3 yrs	Small Business	May 2011	Dec 2011
A-E Compliance - Single Award, IDIQ Fixed price	Multi-Media - support Compliance, IR, RCRA, MMRP and BRAC projects in various media areas	NAVFAC SW AOR	\$40M/ 3 yrs	Small Business	Aug 2011	Apr 2012
TOTAL			\$370M			

Environmental Contracts



Contract Type	Scope	Location of Work	Contract Capacity/ Duration	Type	Projected IFB/RFP	Projected Award Date
Cultural Resources Multiple Award Service Contract (MASC) Fixed Price	Cultural Resources Conservation and regulatory compliance	NAVFAC SW AOR, primary focus at MCAGCC 29 Palms	\$10M/ 3 yrs	Small Business	May 2011	Dec 2011
Natural Resources MASC Fixed Price	Natural Resources Conservation and regulatory compliance	NAVFAC SW AOR, primary focus at MCAGCC 29 Palms	\$10M/ 3 yrs	Small Business	May 2011	Dec 2011
TOTAL			\$20M			

POCs:

- **Kathie Beverly (619) 532-4318 (Compliance)**
- **Walter Sandza (619) 532-1234 (Restoration)**
- **Edie Jacobsen (619) 532-4186 (Natural/Cultural Resources)**

Asset Management



AM Services to Fleet and Marine Corps

- **Shore (regional, and installation specific) infrastructure planning**
- **Facilities planning and project development**
- **Geo-spatial Information & Services (GI&S) support**
- **Encroachment management**
- **Air & range, installation-compatible use planning & noise studies**
- **Facility asset data management**
- **Property and facilities management through various real estate avenues including Enhance Use Leasing**
- **Business partnerships with private industry for construction of Family Housing and Bachelor Housing needs (PPV)**

Asset Management (Planning)



Indefinite Delivery, Indefinite Quantity (IDIQ) contracts used for these services:

- **Shore Infrastructure Plans: Regional, Activity, Master Plans.**
- **Misc. Studies: Facility sighting analysis, Anti-Terrorism, Noise, Traffic/parking, Installation Appearance Plans, Base Exterior Architecture Plans, Space Studies**
- **Encroachment Action Plans (EAPs)**
- **Project documentation: DD1391s for MILCONs/req. projects**
- **Basic Facility Requirements (BFRs) and Asset Evaluations**
- **Cadastral: Real Estate summary maps**
- **GIS mapping**

Asset Management (Planning)



Existing IDIQ Contracts

<u>Contract Type</u>	<u>Firm</u>	<u>Limit / Used</u>	<u>*Expiration</u>	<u>Region</u>
Planning	URS	\$40M / \$22M	AUG 2013	Continental US
Planning	KTU+A	\$7.5M / \$7.25M	MAR 2013	Southwest Region + HI
Planning / Landsc. Arch.	DeLorenzo, Inc.	\$5M / \$1M	SEP 2011	Southwest Region
GIS / Mapping	Clark-Nexson CH2M Hill	\$10M / \$8M	MAR 2014	Continental US; SW focus
Surveying / Mapping	PSOMAS	\$7.5M / \$6.7M	SEP 2013	Southwest Region

***Or until dollar limit is reached, whichever comes first**

Asset Management (Planning)



Estimated Future Small Business IDIQ contracts

<u>Contract Type</u>	<u>Estimated Advertisement</u>	<u>Limit / Time</u>	<u>Region</u>
Planning - Local	Advertised Feb 2011	\$15M / 3 Year	Southwest Region
GIS / Mapping	Jul-Aug 2011	\$10M / 3Year	Southwest Region
Planning / Landsc. Arch.	Advertised Feb 2011	\$5M / 3 Year	Southwest Region
Surveying / Mapping	June-July 2011	\$7.5M / 3 Year	Southwest Region

Asset Management (Planning)



Estimated Future Full and Open Competition IDIQ contracts

<u>Contract Type</u>	<u>Estimated Advertisement</u>	<u>Limit / Time</u>	<u>Region</u>
Planning	Late Summer 2011	\$15M / 3 Year	Continental US; SW focus

Asset Management (Real Estate)



Enhanced Use Leasing (EUL):

- **Goals**
 - Reduce facilities footprint
 - Increase alternative energy sources
 - Leverage value of Navy underutilized property
 - Use in-kind consideration to offset facilities construction and maintenance cost
- **Current projects administered by NAVFAC SW**
 - Naval Base Ventura County – Global Auto Processing
 - Naval Base San Diego – NASSCO (General Dynamics)
 - Naval Base Point Loma – United Launch Alliance (Boeing)

Asset Management (PPV)



Public Private Ventures (PPV):

- All 26,000 Family Housing units in SW AOR are privatized
- 3,000 Bachelor Housing rooms were privatized on a pilot program
- Private Partners are Hunt, Lincoln, and Clark
- Leverage private developer expertise, funding, & debt placement
- Partner responsible for construction, renovations, asset and property management for military families and bachelor service members
- DoN's private partners own and operate the inventory and contract for all services, including design/build.
- For design/construction opportunities, contact private partners directly.

- Refer to OSD PPV website for existing project info:
www.acq.osd.mil/housing

FEC Summary



- **TOTAL VOLUME OF BUSINESS** **FY-11 \$4.18B**
- **CAPITAL IMPROVEMENTS** **WIP - \$2.41B DIP - \$2.01B**
- **PUBLIC WORKS** **\$670.2M**
- **ENVIRONMENTAL** **\$286.0M**
- **ASSET MANAGEMENT** **\$ 64.0M**
- **FY 11 CI MILCONS (40 PROJECTS)** **\$1.398B**
- **SPECIAL PROJECTS (45 PROJECTS)** **\$149.7M**



Questions?



Back-Up Slides

Strategic Drivers & Way Ahead



- **ENERGY – Independence and Security**
 - On-site generation and consumption
 - Reduced dependence on purchased power
- **GROWTH – BRAC Net Gain/Pacific Mission Focus**
 - New ships: LHD, CVN, MCMs, LCS, DDG, LHA, LPDs
 - Port Loading increases by 33 from FY-08 to FY-18
 - New/realigned helicopter squadrons 8 NB Coronado
 - New aircraft: F35 Joint Strike Fighter, E2D, UAS
 - Naval Special Warfare/Naval Expeditionary Cmd
 - USMC Grow the Force (FY07-11, 50+ proj, \$4B)
- **INFRASTRUCTURE – Pressing Demands**
 - Maximize existing shore capabilities
 - Vision 2035 in work – optimizing lay down
 - Upgrade piers – power capability for new platforms
 - Bachelor Quarters Homeport Ashore/Q4 Elimination
 - USMC BQ Recapitalization (FY08-11, 42 proj, \$1.4B)



Major Products & Services



•Capital Improvements

(John Coon - John.coon@navy.mil (619) 532-2649)

- Construction
- Design A&E
- Design In-House
- Specialized Technical Services
- Ocean Engineering

•Environmental

(Bob Kirkbright - Robert.k.kirkbright@navy.mil (619) 532-1390)

- Environmental Planning/NEPA
- Environmental Compliance & Conservation
- Environmental Restoration
- Sustainable Solid Waste Management

•Public Works

(Ron Plaseied - shahraam.plaseied@navy.mil (619) 532-3680)

- Facility Sustainment
- Utility and Energy Management
- Base Support Vehicles & Equipment
- Facility Services

•Asset Management

(Aguilera, Susanah - susanah.aguilera@navy.mil (619) 532-3736)

- Real Estate
- Land & Installation Planning
- Facilities Planning
- Encroachment Management
- Facilities Integrated Logistics Support
- Real Property Acq, Mgmt & Disposal

Future Platforms



CVN 78



F35 – JSF



LCS



E2D



DDG 1000



LHA 6



LHD 8



UAS/UXS



LPD 17



Future Energy



- **Significant investment in Energy and Water reduction efforts**
- **Near-term (alternative energy)**
 - Solar Multiple Award Contract (MAC) Task Orders
 - 29 Palms
 - China Lake
- **Long-Term (alternative energy)**
 - **Develop Large, Utility Scale Projects**
 - NAF El Centro / NAS Fallon (geothermal)
 - NAWS China Lake (solar)
 - NAS Lemoore (biomass, solar)
 - **Develop Waste-to-Clean-Energy Project**
 - Ongoing partnership with UCLA
- **Strategic Partnerships**
 - Industry / DoE / State of California / Academia



DoN Sustainable Facilities



Navy Energy Investments

- **eROI tool (Navy developed tool to perform project analysis)**
 - Projects are scored based on payback and BTU offset
 - Southwest AOR stands to compete for a large portion of this investment
- **Comprehensive Energy Audits**
 - All CNRSW installations by end of FY11
 - Identify energy savings measure for projects
- **Regional / Installation Energy Plans**
 - Strategy to meet Regulatory, Legislative, E.O, DoD, and Navy energy goals

USMC LEED Initiatives

33 Area Fitness Center SOLTEC PACIFIC

- ✓ 3.3% of annual electrical rqmt via PV
- ✓ 43% reduction in water usage
- ✓ 92% diversion of construction waste

BEQ Package #1

HARPER CONSTRUCTION

- ✓ 26% overall energy savings
- ✓ 49% reduction in water usage
- ✓ 28% materials from recycled sources
- ✓ 80% diversion of construction waste

FIOC Complex

STAUB CONSTRUCTION

- ✓ 36% overall energy savings
- ✓ 36% reduction in water usage
- ✓ 27% materials from recycled sources
- ✓ 86% diversion of construction waste

Pending & Future LEED

LEED Silver	36
LEED Gold	37 (proposed)
LEED Platinum	19 (proposed)

FY-11 Small Business Goals



Small Business Program	Prime	Sub*
Small Business	35.97%	66.31%
Small Disadvantaged Business	22.97%	16.51%
HUBZone	10.32%	1.39%
Woman Owned	5.97%	14.82%
Service-Disabled Veteran-Owned	3%	3%

*Based on total subcontracted value, not contract value.

How to do Business w/NAVFAC Southwest



- ***Know the Federal Acquisition Regulation (FAR) and Department of Defense FAR Supplement regulations***
 - www.arnet.gov/far
 - <http://farsite.hill.af.mil/vfdfara.htm>

- ***Monitor Solicitation Websites***
 - <https://www.neco.navy.mil>
 - www.fedbizopps.gov or www.fbo.gov

- ***Additional Resources***
 - ***Small Business Administration (SBA) www.sba.gov***
 - ***Procurement Technical Assistance Center (PTAC) www.dla.mil/db/procurem.htm***

How to do Business w/NAVFAC Southwest



- ***Determine North American Industrial Classification System (NAICS) codes that pertain to your business.***
 - ***www.census.gov/epcd/www/naics.html***
- ***Determine appropriate Small Business Socio-Economic Programs for which you qualify. Visit the SBA website.***
- ***Register in the Central Contractor Registration (CCR). If already registered, make sure info is current.***
 - ***www.ccr.gov***
- ***Complete On-Line Representation and Certifications (ORCA)***
 - ***www.bpn.gov***

NAVFAC Southwest

Key Points of Contact



- **Capital Improvements Business Line**

 - John Coon, (619) 532-2649

- **Asset Management Business Line**

 - Susanah Aguilera, (619) 532-3736

- **Environmental Business Line**

 - Robert Kirkbright, (619) 532-1390

- **Public Works Business Line**

 - Ron Plaseied, (619) 532-3680

- **Acquisition**

 - Kathy Norgaard, (619) 532-1300

- **Small Business**

 - Linda Ryan, (619) 532-2375